

Saving for Retirement



**Planning
Expertise +
Results**



Retirement is something most of us look forward to particularly on a Monday morning. However, those thoughts are often little more than a whimsical cocktail of not having to work and prolonged holidays. The reality could be rather different, particularly if your retirement date is some way off.

Contents

A gradual process	04
Today's pensions	06
Contributing to pensions	09
Investment decisions	12
The need for regular reviews	13
How we can help	14

Prime Wealth Planning Ltd is a firm of financial planners and a member of Best Practice IFA Group Limited, which is a network that promotes a high level of market standards through the provision of back-up resource, technology, training and support.

We will outline to you why we have chosen to partner with such a firm and how this benefits our clients.

Best Practice IFA Group Limited is authorised and regulated by the Financial Conduct Authority. The registration number is 223112 and a full list of members can be found on the FCA register



A gradual process

Thinking ahead

Retirement is now often not the sudden change from work to enforced idleness that it used to be. It has increasingly become a gradual process, with part-time work playing an important role. The latest data from National Statistics show that 14.3% of men and 7.9% of women aged 65 and over are still in employment.

The blurring of the work/retirement boundary is being accompanied by changes to the state pension age (SPA). The process of equalising SPA for men and women started in 2010, and by the end of 2018 both sexes will share a common SPA of 65. However, an SPA of 65 will not last for long: further increases are planned, as the table below shows.

State pension age increase	Phasing-in starts	Phasing-in ends
65 to 66	6 March 2018	6 October 2020
66 to 67	6 April 2026	5 April 2028
*67 to 68	6 April 2037	5 April 2039

At the rate SPA is rising you may need to have reached age 70 by around 2050 before you can start to draw your state pension – food for thought if you were born after 1979.

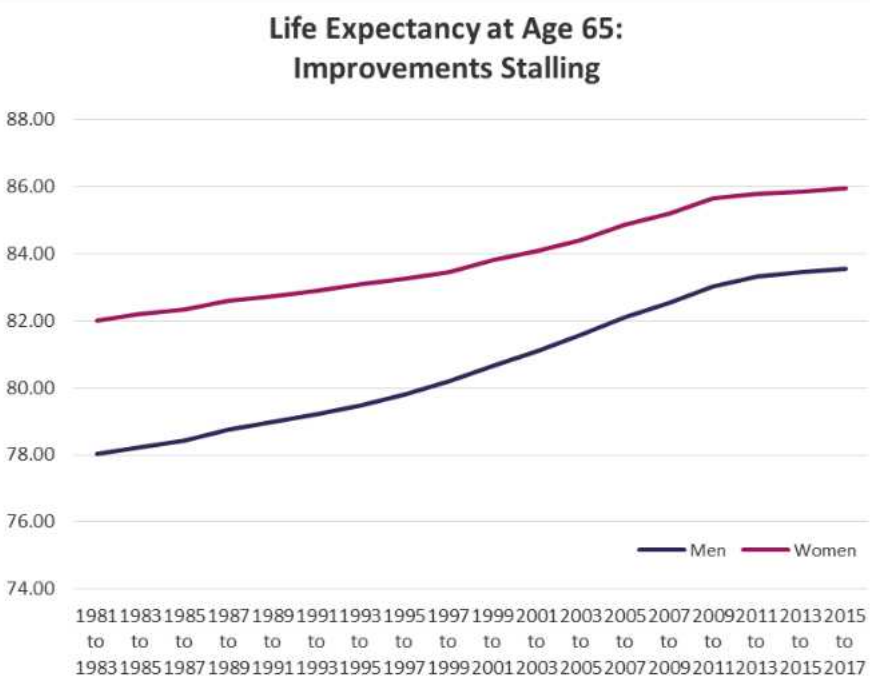
**Not yet legislated for, but announced in July 2017. This may be changed due to a slowdown in the rate of mortality improvements.*

Planning point

The blurring of work-retirement boundaries, a rising state pension age and increased life expectancy all need to be taken into account in your retirement planning.



Until recently, the rise in SPA has reflected some good news for retirees: the increase in life expectancies. Between 1981-83 and 2009-11 the average life expectancy in the UK at age 65 rose by over five years for men (to 83.0 years) and a little under four years for women (to 85.7 years). Since then, as the graph shows, the pace of improvement has virtually stalled. These are average numbers based on historical data, so they don't tell the whole story. Other calculations made by National Statistics suggest that a man aged 65 today has a one-in-four chance of reaching age 94, while a woman of the same age has the same odds of reaching age 96.



Source: National Statistics



Today's pensions

Today's pension offerings are best considered in two parts: state provision and private provision. These remain complimentary elements, with the state providing a base/subsistence level of income on which private provision is built.

Since 2010, there has been a raft of pension changes introduced, some of which are still yet to take full effect. The reforms have had a variety of goals, but two key points stand out:

- The state's role in retirement provision is shrinking. For example, there is now no earnings-related link to state pensions, other than in terms of the eligibility threshold. The subtext is to limit the burden of an ageing population on the Treasury.
- In parallel with the declining relevance of the state, there is greater emphasis on private pension provision and individual responsibility. For example, the introduction of automatic enrolment and the increased flexibility in drawing benefits from pension arrangements.

State pension

The state pension is now a single-tier arrangement, meaning that there is no longer any earnings-related element. In 2019/20, the theoretical maximum new state pension is £168.60 a week – about 59% of what the National Living Wage would provide for a 35-hour week. In practice, few people currently reaching their SPA receive this amount – many are receiving less and some more. The differences stem from the arcane transitional adjustments made to take account of the old state pension regimes, including the option to opt out (technically 'contract out') of the earnings-related element.

Unlike the old state pension regime, the new state pension is a purely individual benefit and does not incorporate any widow's or widower's pension. However, some may arise under the transitional provisions in respect of national insurance contributions (NICs) made or credited before 6 April 2016. Once payment starts – and don't forget that moving SPA – the state pension is currently due to increase by the greater of the rise in average earnings, price inflation (as measured by the consumer prices index) and 2.5%. Most experts believe this so-called 'triple lock' should be replaced, with the 2.5% floor, a costly guarantee, removed. For example, before last year's general election the House of Commons Work and Pensions Select Committee called for its abolition from 2020. As Brexit dominates UK politics it now means the triple lock will likely survive until after the next election.

To find out your projected state pension entitlement, start by visiting www.gov.uk/check-state-pension. Then you will need to consider your private provision.

Planning point

The state pension is now single-tier, without any earnings-related element.

Final salary pensions

Final salary pension schemes, often referred to as defined benefit schemes, generally offer a pension benefit related to your salary around the date of retirement and the number of years of service with the scheme's sponsoring employer. In the private sector, the cost of running final salary schemes has prompted their widespread closure: as at 31 March 2018 only 12% of schemes were open to new members and 41% were no longer accruing further benefits for existing members.

The public sector has continued to offer defined benefit pension schemes, which are largely funded on a pay-as-you-go basis, unlike their pre-funded private sector counterparts. Even so, these schemes have been subject to various cost-saving measures, such as higher member contributions and moving towards benefits based on career average earnings rather than final salary.

If you are a member – past or present – of a defined benefit pension arrangement, you should probably consider yourself lucky. Do make sure you understand what your eventual benefits should be and seek expert advice before taking any action, such as transferring to another pension arrangement.

Defined contribution pensions

At their simplest, defined contribution pensions, sometimes called money purchase pensions, are similar to savings plans. Contributions made by you, your employer (if you have one) or even third parties are invested in your chosen investment funds. When you want to draw benefits, you cash in part or your entire fund, either buying a pension annuity or directly withdrawing the cash. Reforms that took effect in April 2015 mean that there are virtually no restrictions on how you take your benefits, provided you have reached the minimum pension age (currently 55, but 57 from April 2028 and then increasing in line with SPA).

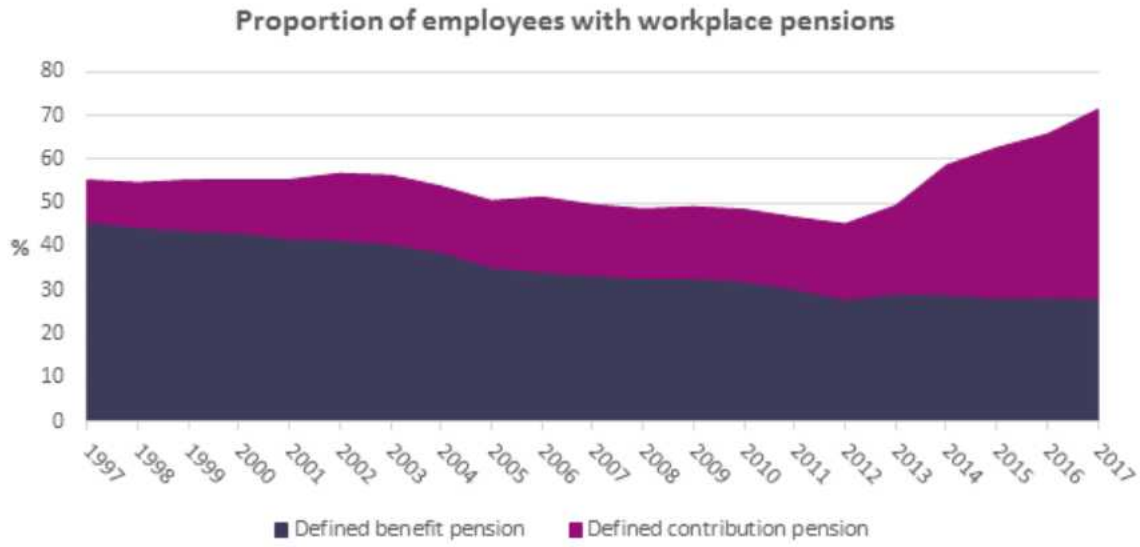
Defined contribution pension arrangements take a variety of forms, from highly tailored individual plans, such as self-invested personal pensions (SIPPs), to large multi-employer arrangements, such as the government-established National Employment Savings Trust (NEST).

The growth of defined contribution schemes has been given a boost by auto-enrolment of employees for workplace pensions, as the graph below demonstrates. Auto-enrolment was phased in from October 2012 and is now fully in force. The first round of contribution increases took effect from 6 April 2018 and further significant increases to employer and employee contributions were made from April 2019. If you have been auto-enrolled into a pension in the past five years, the chances are you became a member of a defined contribution arrangement.

Planning point

Defined contribution pensions have largely replaced final salary schemes and allow you to cash in all or part of your fund as an annuity or cash withdrawal.


The growth of defined contribution schemes has been given a boost by auto-enrolment of employees for workplace pensions, as the graph below demonstrates. Auto-enrolment was phased in from October 2012 and is now fully in force. The first round of contribution increases took effect from 6 April 2018 and further increases to employer and employee contributions are due in April 2019. If you have been auto-enrolled into a pension in the past five years, the chances are you became a member of a defined contribution arrangement.





We understand it's complicated...

We have a great deal of experience with advising clients with their pension arrangements. We take the time to explain the options available and understand that it may take a few meetings until a suitable strategy is agreed.





Contributing to pensions

Contributions to private pensions, whether made by you and/or an employer, generally attract full income tax relief, so if you are an English higher rate taxpayer, a contribution of £100 will cost you a net £60 (£59 in Scotland where the higher rate on earnings is 41%). The income tax relief is so generous that there is a raft of legislation which places limits upon it.

Annual allowance

One such limit is that your total pension contributions, including employer contributions, must be kept within an annual allowance to avoid tax charges. For 2019/20, the basic annual allowance is £40,000, but it is gradually reduced if you are a high earner. As a very broad guide, phasing starts to bite if your income (not just earnings) plus your employer pension contributions exceed £150,000, and at £210,000 or more hits a £10,000 contribution floor.

Carry forward

There are some special rules that may allow you to catch up on the pension contributions you could have made in the previous three tax years and thus contribute more than one year's annual allowance. This process is known as 'carry forward' and in 2019/20 you can exploit it to mop up your unused annual allowance dating back to 2016/17. The rules are relatively complicated in their application, but, in theory at least, if your earnings are high enough and you have not paid into a pension in recent years, it would be possible to make up to £160,000 of pension contributions in 2019/20 with full tax relief.



Example: Maximising Contributions

Bill is a self-employed consultant with a total income of £105,000 a year, meaning he is unaffected by the rules for tapering the annual allowance. For the last five years he has contributed £25,000 a year to his SIPP, well below the annual allowance he could have paid. In 2018/19 he could in theory pay £85,000:

Tax Year	Amount Contributed £	Balance of Maximising Contributions
2019/20	-	40,000
2018/19	25,000	15,000
2017/18	25,000	15,000
2016/17	25,000	15,000
TOTAL		85,000

In practice, Bill might choose to set his contribution at £55,000 for this and the next two years, as that level would allow him to take advantage of his unused allowance and receive higher rate tax relief on all his contributions. If he made a one-off payment of £85,000 in this tax year, about £30,000 of this would only attract basic rate relief.

Lifetime allowance

Alongside the annual allowance, there is an effective limit on the tax-efficient value of your overall pension benefits. If this is breached, then a tax rate of 55% could apply to the excess. The standard lifetime allowance is currently £1.055 million. That may sound more than enough, but at current annuity rates £1.55 million would only provide a non-smoking 65-year-old with an RPI-inflation-proofed pension of about £2,900 a month (before tax).

You may be entitled to a higher lifetime allowance, thanks to one or more of several sets of transitional rules. These have a labyrinthine complexity and advice is vital to maximise tax savings and avoid losing any entitlement.

Expert advice is also essential if the lifetime allowance and/or annual allowance mean that you cannot build up an adequate pension fund for your retirement. There are many ways to create retirement funds outside of the pensions arena, some of which offer tax reliefs similar to those provided by pensions.

Planning point

The lifetime allowance was reduced to £1 million in April 2016, but protections may be available if your pensions savings were built up before the reduction.

Making contributions

Whether or not you wish to maximise your pension contributions, it is well worth taking some trouble to decide how they should be made. If you are an employee, then you (and your employer) can save NICs. The secret is for you to reduce your salary or your bonus and ask your employer to use the money, including the NIC saving, to make the pension contributions for you. The technical name for this is salary or bonus sacrifice and it is all perfectly legal, provided you do it correctly. If you pay basic rate tax, the result could be an increase of nearly 34% in the amount being paid into your pension. If you are a higher rate taxpayer, the uplift is nearly 18%.

You should note that this reduction in your salary would not have the same effect as asking your employer to make the contributions on your behalf. Your cash salary will be reduced and replaced with the pension benefit. Before taking this out you should consider the effect this may have on:

- Your ability to borrow money, for example for a mortgage.
- Your entitlement to redundancy payments or other benefits such as statutory maternity pay, working tax credit or child tax credit.
- Any life insurance or income protection where the amount paid is linked to your salary.

Planning point

Taking a tailored approach allows you to integrate your pension investments with your overall investment portfolio.



Investment decisions

Unless you solely have a defined benefit pension arrangement, your pension will require you to make and regularly review investment choices.

Default funds

All auto-enrolment pension arrangements and some other pension plans offer 'default' funds or investment strategies, designed to spare you the task of making investment decisions. Research has shown that as many as 90% of newly auto-enrolled savers opt for their provider's default investment solution. If you do the same, remember:

- You are still making an investment choice, which is to follow the decisions made by the manager of the default fund or strategy.
- By definition, the default option is not personalised to your particular circumstances. For example, it takes no account of your other investments.
- There is no such thing as a standard default fund or strategy: a 2018 survey found one large pension provider holding 84% of its default fund in shares, while a competitor had just 44%.

The tailored approach

As an alternative to the default 'choice' you can actively take investment decisions designed to match your retirement goals. Many people who adopt this route rely upon their financial adviser either to make fund recommendations, manage the whole process or appoint a specialist external investment manager. You always have the option of DIY management, but in practice this requires time and expertise to avoid serious mistakes.

A major advantage of the tailored approach is that it allows your pension investments to be integrated into your overall investment portfolio. Otherwise you could find yourself, for example, selling Japanese funds from your portfolio while your default investment manager buys into Japan.

The more refined the tailored approach, the more likely it is that a pension plan should be a self-invested personal pension (SIPP). The key difference compared to other defined contribution arrangements is the range of investments available under a SIPP. These vary among providers. Insurance companies typically offer a relatively limited range that will suit most investors, while specialist providers may offer the full range. Investment options include:

- A very wide range of investment funds.
- Direct investment in stocks and shares.
- Cash deposits.
- Commercial property.

Planning point

Given the frequency of government reforms to pensions, plus your own changing circumstances, regular reviews should be built into your financial planning.



The need for regular reviews

If you were to wait for a time when pension rules remain constant, your retirement date would be likely to arrive first. Governments of all hues have regularly revised the tax and other rules surrounding pensions. Often the motivation has been to save money, either by reducing the tax relief cost (estimated at £43.1 billion in 2018/19) or by cutting expenditure on the state pension.

Government changes to pension taxation have meant that, for some people, there is no longer any financial sense in making pension contributions, a reminder of how important reviews can be. For others, recent reforms have transformed pensions into a key estate planning tool.

Aside from government interventions, regular reviews are also necessary for other reasons:

- Your circumstances could change. For instance, you may want to alter your retirement date, use an inherited lump sum to make a one-off contribution or move to a new employer offering a different pension arrangement.
- If you have a defined contribution plan, the underlying investments will need to be reviewed in the light of market conditions and any changes in your circumstances. Usually it is best to do this as part of an overall portfolio review.
- As you approach retirement your pensions will usually need to be recast as plans to provide income rather than build up wealth. This could mean a different investment strategy and/or in some cases a switch of pension provider.





How we can help

Retirement planning is complicated, and has been made even more so by constant changes to the rules. We make it our business to stay up-to-date with the latest developments, and to help clients take full advantage of the available tax breaks. In particular, we can give guidance on:

- Assessing your financial priorities and choosing suitable ways of saving for retirement.
- Integrating any auto-enrolment pension provision from your employer with your own private provision.
- Maximising pension contributions, using carry forward where appropriate.
- Advising whether salary sacrifice could increase the amount invested in your pension, at no extra cost to you or your employer.
- The appropriateness of a SIPP, and the right investment strategy.
- How to deal with pension arrangements from previous employments.
- Managing the move from saving to withdrawing from your pension.

The value of tax reliefs depends on your individual circumstances. Tax laws can change. The Financial Conduct Authority does not regulate tax advice.

The value of your investment can go down as well as up and you may not get back the full amount you invested. Past performance is not a reliable indicator of future performance. Investment in a registered pension fund is subject to many restrictions on access on how the funds can be used.

This publication is for general information only and is not intended to be advice to any specific person. You are recommended to seek competent professional advice before taking or refraining from taking any action on the basis of the contents of this publication. The Financial Conduct Authority (FCA) does not regulate tax advice, so it is outside the investment protection rules of the Financial Services and Markets Act and the Financial Services Compensation Scheme. This publication represents our understanding of law and HM Revenue & Customs practice as at 28 March 2019 and the Finance Act 2019.





Birmingham Office
No. 3 Caroline Court
13 Caroline Street
Birmingham B3 1TR
T: 0121 233 2992
info@primewealth.co.uk

Coventry Office
5 Argosy Court, Scimitar Way
Whitley Business Park
Coventry CV3 4GA
T: 024 7651 8552
www.primewealth.co.uk

Solihull Office
Corner Oak
1 Homer Road
Solihull B91 3QG
T: 0121 711 6353
[@Prime_Wealth](https://www.primewealth.co.uk)

**Planning
+ Expertise**

Results